

TEMPERATURE CONTROL UNIT VTR SERIES

• WATER CIRCULATING

New Design

EXCLUSIVE SINGLE PIECE HIGH EFFICIENCY, HIGH FLOW PUMP, MOTOR & TANK ASSEMBLY

Veteran water temperature control units provide precise fluid temperature control over a wide range of applications to preheat industrial processes to the desired operating temperature by recirculating water through the process and engaging the unit's electric immersion heater. After reaching the operating temperature, the controller can continue to add heat or become a cooling device by precisely exchanging & mixing cooling water* with the recirculated water to maintain tight temperature control.

NEW TANK CONSTRUCTION:

- Single piece cast iron tank is up to 20% more efficient than previous models
- Machined process connections

PUMP:

- Custom designed pump casing is molded into the single piece tank casting
- Custom composite impeller creates high turbulent flow for greater heat transfer
- Seal life is extended by the horizontal orientation and internal flush
- Open drip proof motor
- Stainless steel pump motor shaft

HEATER:

- 6-34 kW Capacity
- Flanged bolt-in mount
- Stainless sheath
- Rugged IEC mechanical contactor

MODULATING COOLING VALVE:

(Standard on LXG & LXT models)

- Incredible 2,000 incremental rotation steps from open to close for precise metering of cooling water
- Full valve port provides greater capacity than a typical open/close solenoid valve
- Eliminates water hammer and temperature swings
- Microprocessor controlled
- Field serviceable

SOLENOID COOLING VALVE:

(Standard on LS & 300°F models)

- Pulsed cooling
- Microprocessor controlled
- Best suited for smaller cooling loads or when temperature difference between the cooling water and set point is greater

TEMPERATURE PROBES

- Solid state sensor probes are embedded in a bulbwell
- Probes terminated with quick-disconnect plugs to ease service & maintenance
- High temperature limit switch prevents unit operation when temperature exceeds maximum rating for control instruments up to 250°F
- 300°F (LXT & LXG Series) use Type J thermocouples and discreet high temperature limit switch

COMPACT ELECTRICAL PANEL:

- Constructed using high quality components
- Hinged door for easy access
- DIN rail mounted UL approved finger safe electrical components
- Color coded & numbered wires are easy to identify for service purposes
- Control instruments are plug to plug for easy removal for service
- IEC motor starter with overload, phase loss & short circuit protection
- Fused transformer



LIMIT DEVICES:

- Water supply pressure switch
- Motor overloads
- Pressure relief valve
- High temperature limit
- Fused control circuit

POWER CORD:


- Standard on models with full load amp rating of 35 or below
- Optional at additional cost on models with full load amp rating between 35 and 55
- No power cord provided on models with full load amp rating over 55

WARRANTIES:

- 2 Years : Controller
- 2 Years : Cooling Valve
- 2 Years : Heater
- 2 Years : Mechanical
- 2 Years : Pump Seal

TEMPTEK®

Mechanical System



Cabinetry

- Stainless steel electrical cabinet & enclosure panels
- Polymer front panel (up to 3 hp & 16 kW)
- Galvanized steel base
- Casters for portability (2" on units up to 3 hp & 16 kW, 3" on larger units)



- Cabinet style for units with
- 16 kW & smaller heaters
- 3 hp & smaller pumps

Approximate dimensions
29½" x 12½" x 19" (HxWxD)



- Cabinet style for units with
- 5 & 7½ hp pumps

Approximate dimensions
40" x 18" x 29" (HxWxD)



- Cabinet style for units with
- 24 & 34 kW heaters
- Up to 3 hp pumps

Approximate dimensions
44" x 16" x 24" (HxWxD)

Control Instruments : Operating Temperatures to 250°F


LXT Instrument with Touch Screen Simplicity



LXT Instrument

- 4.3" full color touch screen interface
- More than 25 screens with custom set-up & system monitoring information.
- Home screen includes continuous set point and to process temperature.
- Process temperature on informational screen.
- % Heating or Cooling indication on home screen.
- Standard shut down pump seal cooling feature.
- User configurable automatic start-up venting.
- Out-of-spec alarm including standard audible signal.
- Pump rotation monitor.
- Selectable English or Spanish language display.
- Selectable °F or °C temperature display.
- Selectable SPI or Modbus RTU communication.
- Configurable second set point feature
- Operates exclusive AVT modulating cooling valve.
- For process fluid temperature up to 250°F
- Optional: Digital flow rate display using highly accurate commercial flow meter.
- Optional: Modbus TCP communication.
- Optional: OPC UA Euromap 82.1 communication.
- Optional: High temperature fluid capability to 300°F
- Optional: Cables for second set point, SPI communication & remote set point feature

LXG Instrument with LCD Display



LXG Instrument

- Simple menu driven controller
- Home screen includes continuous set point and to process temperature.
- % Heating or Cooling indication on home screen.
- Operates exclusive AVT modulating cooling valve.
- Standard shut down pump seal cooling feature.
- User configurable automatic start-up venting.
- Out-of-spec alarm including standard audible signal.
- Selectable °F or °C temperature display.
- Selectable SPI or Modbus RTU communication.
- For process fluid temperature up to 250°F
- Optional: Modbus TCP communication.
- Optional: High temperature fluid capability to 300°F

LS Instrument with Large LED Display



LS Instrument

- Continuous display of To Process temperature.
- Status indicating lights for Power, Pump, Heat and Cool.
- On - Off rocker switch.
- Pulsed solenoid cooling valve is used with this instrument.
- For process fluid temperature up to 250°F.

Control Instruments : Operating Temperatures to 300°F

LXG-300

- The same features and benefits of the LXG.
- Operating temperature to 300°F.
- Pulsing solenoid valve.

LXT-300

- The same features and benefits of the LXT.
- Operating temperature to 300°F.
- Pulsing solenoid valve.




Electrical Panel

DIN rail mounted electrical components are selected for reliability and are UL approved. Color coded and numbered wires are easy to identify for service purposes. A 10' power cord is included on standard models up to 3HP and 16kW. The transformer supplies power to the control circuit. The pump motor starter is a high grade contactor type and includes over current, phase loss and short circuit protection. A long life mechanical contactor is standard for the heater. NEMA 1 electrical construction is standard and suitable for the majority of applications. NEMA 12 electrical construction is available.

Water Supply Pressure Switch

- Monitors the cooling water supply pressure
- Prevents unit operation when water supply pressure is below 20 psi on units capable of operating up to 250°F
- Prevents unit operation when water supply is below 55 psi on units capable of operating up to 300°F



Water Supply Pressure Switch

Typical electrical panel shown.

Options

Mold or Process Purge

The purge system removes the recirculating fluid from the process piping and process or mold using compressed air from factory source.



Dual Zone Dolly

A dual zone dolly that holds two standard single zone units is a convenience for those processors that want to run different temperatures on each mold half or where the process requires two temperatures. The dolly offers a single cooling water supply & drain connection as well as an optional electrical junction box to connect both units to a single power supply.

Stacking Stand

Similar to a Dual Zone Dolly, the Stacking Stand holds two standard single zone units and provides a single cooling water supply & drain connection and optional electrical junction box where both units can be connected to a single power supply.

Beacon and/or High dB Audible Alarm

In addition to the standard audible alarm supplied on the LXT and LXG control instruments an optional high dB audible alarm and/or alarm beacon can be supplied (LXT and LXG only).



Non-Ferrous Components

Single piece pump and tanks constructed of stainless steel. Reduce rusting in your system by selecting this optional non-ferrous pump casing, suction and discharge tanks.



Closed Circuit Systems

The standard unit uses direct injection mixing of cooling water into the recirculated fluid for cooling. Optional closed circuit units use a heat exchanger to isolate the process recirculated fluid from the cooling fluid. This option can be supplied with or without an easy to fill expansion tank integral to the unit's operation.

Other Options

- 3/4" AVT™ modulating cooling valve (units with LXT and LXG instruments only)
- 1/2" - 1" solenoid cooling valve (LS instrument only)
- Power disconnect switch
- Solid state heater contactor (recommended when duty will be primarily heating)

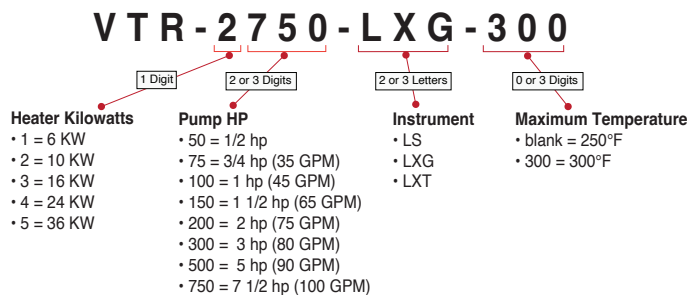
Specifications

| Model | Heater | Process Pump | | | Full Load Amperage ² | | Dimensions ³ | | | Connections | | Weight |
|----------|-----------------|--------------|-----|-----|---------------------------------|----------|-------------------------|-------|-------|----------------------|------------------|-----------------------|
| | kW ¹ | HP | GPM | PSI | 230/3/60 | 460/3/60 | Height | Width | Depth | Process ⁴ | S/D ⁵ | Shipping ⁶ |
| VTR-150 | 6 | ½ | 20 | 30 | 17.0 | 8.5 | 29½ | 12½ | 19 | 1¼ | ½ | 195 |
| VTR-175 | 6 | ¾ | 35 | 30 | 17.8 | 8.9 | 29½ | 12½ | 19 | 1¼ | ½ | 200 |
| VTR-1100 | 6 | 1 | 45 | 30 | 18.6 | 9.3 | 29½ | 12½ | 19 | 1¼ | ½ | 205 |
| VTR-1150 | 6 | 1½ | 62 | 30 | 20.2 | 10. | 29½ | 12½ | 19 | 1¼ | ½ | 205 |
| VTR-1200 | 6 | 2 | 75 | 30 | 21.8 | 10.9 | 29½ | 12½ | 19 | 1¼ | ½ | 210 |
| VTR-1300 | 6 | 3 | 80 | 30 | 24.6 | 12.3 | 29½ | 12½ | 19 | 1¼ | ½ | 220 |
| VTR-275 | 10 | ¾ | 35 | 30 | 27.8 | 13.9 | 29½ | 12½ | 19 | 1¼ | ½ | 200 |
| VTR-2100 | 10 | 1 | 45 | 30 | 28.6 | 14.3 | 29½ | 12½ | 19 | 1¼ | ½ | 208 |
| VTR-2150 | 10 | 1½ | 62 | 30 | 30.2 | 15.1 | 29½ | 12½ | 19 | 1¼ | ½ | 208 |
| VTR-2200 | 10 | 2 | 75 | 30 | 31.8 | 15.9 | 29½ | 12½ | 19 | 1¼ | ½ | 213 |
| VTR-2300 | 10 | 3 | 80 | 30 | 34.6 | 17.3 | 29½ | 12½ | 19 | 1¼ | ½ | 223 |
| VTR-2500 | 10 | 5 | 90 | 34 | 40.3 | 20.2 | 40 | 18 | 29 | 2 | ½ | 275 |
| VTR-2750 | 10 | 7½ | 100 | 47 | 47.1 | 23.5 | 40 | 18 | 29 | 2 | ½ | 290 |
| VTR-375 | 16 | ¾ | 35 | 30 | 42.8 | 21.4 | 29½ | 12½ | 19 | 1¼ | ½ | 205 |
| VTR-3100 | 16 | 1 | 45 | 30 | 43.6 | 21.8 | 29½ | 12½ | 19 | 1¼ | ½ | 210 |
| VTR-3150 | 16 | 1½ | 62 | 30 | 45.2 | 22.6 | 29½ | 12½ | 19 | 1¼ | ½ | 210 |
| VTR-3200 | 16 | 2 | 75 | 30 | 46.8 | 23.4 | 29½ | 12½ | 19 | 1¼ | ½ | 220 |
| VTR-3300 | 16 | 3 | 80 | 30 | 49.6 | 24.8 | 29½ | 12½ | 19 | 1¼ | ½ | 225 |
| VTR-3500 | 16 | 5 | 90 | 34 | 55.4 | 27.7 | 40 | 18 | 29 | 2 | ½ | 285 |
| VTR-3750 | 16 | 7½ | 100 | 47 | 62.2 | 31.1 | 40 | 18 | 29 | 2 | ½ | 300 |
| VTR-475 | 24 | ¾ | 35 | 30 | 63.1 | 31/6 | 44 | 16 | 24 | 1¼ | ½ | 270 |
| VTR-4100 | 24 | 1 | 45 | 30 | 63.9 | 32.0 | 44 | 16 | 24 | 1¼ | ½ | 275 |
| VTR-4150 | 24 | 1½ | 62 | 30 | 65.5 | 32.8 | 44 | 16 | 24 | 1¼ | ½ | 280 |
| VTR-4200 | 24 | 2 | 75 | 30 | 67.1 | 33.6 | 44 | 16 | 24 | 1¼ | ½ | 285 |
| VTR-4300 | 24 | 3 | 80 | 30 | 69.9 | 35.0 | 44 | 16 | 24 | 1¼ | ½ | 290 |
| VTR-4500 | 24 | 5 | 90 | 34 | 75.5 | 37.8 | 40 | 18 | 29 | 2 | ½ | 295 |
| VTR-4750 | 24 | 7½ | 100 | 47 | 82.3 | 41.2 | 40 | 18 | 29 | 2 | ½ | 310 |
| VTR-575 | 34 | ¾ | 35 | 30 | 88.2 | 44.1 | 44 | 16 | 24 | 1¼ | ½ | 280 |
| VTR-5100 | 34 | 1 | 45 | 30 | 89.0 | 44.5 | 44 | 16 | 24 | 1¼ | ½ | 285 |
| VTR-5150 | 34 | 1½ | 62 | 30 | 90.6 | 45.3 | 44 | 16 | 24 | 1¼ | ½ | 290 |
| VTR-5200 | 34 | 2 | 75 | 30 | 92.2 | 46.1 | 44 | 16 | 24 | 1¼ | ½ | 295 |
| VTR-5300 | 34 | 3 | 80 | 30 | 95.0 | 47.5 | 44 | 16 | 24 | 1¼ | ½ | 300 |
| VTR-5500 | 34 | 5 | 90 | 34 | 100.6 | 50.3 | 40 | 18 | 29 | 2 | ½ | 305 |
| VTR-5750 | 34 | 7½ | 100 | 47 | 107.4 | 53.7 | 40 | 18 | 29 | 2 | ½ | 320 |

Notes:

- Derate heater output by 25% for 208/3/60 operation;
- Consult factory for 50hz operations;
- All dimensions are expressed in inches;
- To & From Process Connections;
- Supply & Drain connections;
- Approximate unit shipping weight.

Model Designator



For More Information ... call 317-887-6352

Since 1989 ... PRICE & PERFORMANCE ... for the LONG TERM

